



## 3rd Free Style Method Feeder World Championship

### Fortaleny – Valencia

## NATION FINAL RANKING

Date 19-11-2023

Organization Spain Federation

Ranking	Nation	Team		Penalties (Total)	Weight (Total kg)	Weight (kg) (Best leg)	Penalties (1st leg-2nd leg)	Penalties (Anglers)
1	Romania	(A)		29	71.090	37.400	16 - 13	7-4-2-3 5-2-3-3
2	Poland	(A)		34	60.480	31.140	19 - 15	2-10-6-1 1-1-9-4
3	South Africa	(A)		38	42.470	23.310	21 - 17	5-5-3-8 4-6-6-1
4	Ukraine	(A)		40,5	60.030	33.770	23 - 17,5	10-1-4-8 4-1-10,5-2
5	Slovakia	(A)		41	70.190	42.870	18 - 23	1-7-3-7 1-10-4-8
6	Portugal	(A)		41	58.070	31.060	23 - 18	3-11-7-2 2-4-5-7
7	Lithuania	(B)		44	61.550	46.400	11 - 33	6-2-1-2 10-6-9-8

Owned FIP Sed		Time 16:51:41	President of Jury <i>Andrés Maseda</i>
---------------	--	------------------	---

Ranking	Nation	Team		Penalties (Total)	Weight (Total kg)	Weight (kg) (Best leg)	Penalties (1st leg-2nd leg)	Penalties (Anglers)
8	England	(A)		52	59.871	48.351	22 - 30	13-3-5-1 5-9-6-10
9	Italy	(A)		52,5	51.653	35.290	22 - 30,5	8-5-4-5 12-10,5-2-6
10	Belgium	(A)		56,5	46.090	24.660	32 - 24,5	4-8-11-9 7-12,5-4-1
11	Germany	(A)		57	42.650	21.800	33 - 24	11-10-6-6 10-8-1-5
12	Spain	(B)		63	23.641	17.700	24 - 39	9-6-2-7 12-7-7-13
13	Hungary	(A)		64	46.350	29.920	34 - 30	8-3-11-12 7-13-7-3
14	Czech Republic	(A)		65,5	32.020	22.700	27 - 38,5	4-8-5-10 9-12,5-8-9
15	Austria	(A)		74	22.043	11.063	41 - 33	12-13-12-4 6-9-5-13
16	Bulgaria	(A)		75	36.377	29.660	35 - 40	9-2-13-11 13-4-12-11

Owned FIP Sed		Time 16:51:42	President of Jury <i>Andrés Maseda</i>
---------------	--	------------------	---



## 3rd Free Style Method Feeder World Championship Fortaleny – Valencia INDIVIDUAL FINAL RANKING

Date 19-11-2023

Organization Spain Federation

Ranking	Angler	Nation	Team		Legs played	Penalties (Total)	Weight (Total kg)	Weight (Best)	Pegs Sum	Penalties (1st leg-2nd leg)
1	Mateusz Dolny	Poland	A		2	3	18.870	9.900	11	2 - 1
2	Denis Rovensky	Slovakia	B		2	4	34.150	30.580	24	1 - 3
3	Denis Gutianskij	Lithuania	A		2	4	27.240	14.020	21	1 - 3
4	Lucian Fiat	Romania	A		2	4	26.800	14.960	10	2 - 2
5	Ievgen Buglak	Ukraine	A		2	5	25.750	18.070	15	4 - 1
6	Peter Rigó	Slovakia	A		2	5	21.590	15.660	23	1 - 4
7	Mateusz Dopierala	Poland	A		2	5	20.120	12.510	6	1 - 4
8	Oleskii Hezha	Ukraine	A		2	5	16.700	10.790	11	1 - 4
9	Dominik Gaža	Slovakia	B		2	5	12.950	6.860	3	3 - 2
10	George Szekely Dan	Romania	A		2	7	21.420	15.380	13	4 - 3
11	Piotr Kaczmarek	Poland	A		2	7	18.340	12.400	14	6 - 1
12	Ioan Cristian Georgiu	Romania	B		2	7	16.700	11.760	9	2 - 5
13	Petrus Smit	South Africa	A		2	7	12.080	8.590	14	3 - 4
14	Gergely Törjék	Slovakia	A		2	8	23.990	14.570	7	7 - 1
15	Marius Šlikas	Lithuania	B		2	8	15.210	7.750	4	2 - 6

Owned FIPsed	Time 16:45:53	President of Jury 
--------------	------------------	-----------------------

Ranking	Angler	Nation	Team		Legs played	Penalties (Total)	Weight (Total kg)	Weight (Best)	Pegs Sum	Penalties (1st leg-2nd leg)
16	Rui Ferreira	Portugal	A		2	8	10.460	5.830	18	3 - 5
17	Virgil Corneliu Bolodor	Romania	A		2	8	9.200	5.730	14	3 - 5
18	Sebastian Los	Poland	B		2	9	22.740	17.600	10	8 - 1
19	PAulo Machado	Portugal	A		2	9	17.170	12.460	13	2 - 7
20	José Calado	Portugal	B		2	9	16.640	8.700	15	7 - 2
21	Remigijus Krisiulevicius	Lithuania	A		2	9	16.460	11.300	8	6 - 3
22	Carlos Madureira	Portugal	A		2	9	13.190	7.310	16	7 - 2
23	Tomas Pérez	Spain	B		2	9	12.160	9.190	17	2 - 7
24	Phil Ringer	England	A		2	9	10.600	7.440	19	3 - 6
25	Joe Jaggard	England	A		2	10	34.010	33.460	20	1 - 9
26	Egdūnas Šimkus	Lithuania	B		2	10	27.510	22.810	18	2 - 8
27	Gabriele Brullo	Italy	A		2	10	16.130	10.820	16	4 - 6
28	Yurii Hladkov	Ukraine	A		2	10	16.090	9.690	22	8 - 2
29	Andrei Ghioghiu	Romania	A		2	10	13.670	9.220	12	7 - 3
30	Tomas Jurgaitis	Lithuania	B		2	10	13.440	11.030	10	1 - 9
31	Christoph Lockauer	Austria	A		2	10	8.120	4.810	12	4 - 6
32	Andre Dittrich	Germany	A		2	11	16.030	9.000	18	10 - 1
33	Jozef Somogyi	Slovakia	A		2	11	14.710	11.280	10	3 - 8
34	Fabian Graap	Germany	A		2	11	9.920	7.320	6	6 - 5
35	Werner Lubbe	South Africa	A		2	11	9.610	5.210	8	5 - 6
36	Didier Delvo	Belgium	A		2	11	8.750	5.730	22	4 - 7

Owned FIPsed	Time 16:45:54	President of Jury 
--------------	------------------	-----------------------

















Ranking	Angler	Nation	Team		Legs played	Penalties (Total)	Weight (Total kg)	Weight (Best)	Pegs Sum	Penalties (1st leg-2nd leg)
37	Shahed Nosarka	South Africa	A		2	11	7.220	3.830	15	5 - 6
38	Mario Zegers	Belgium	A		2	12	13.420	8.280	10	8 - 4
39	Petr Vystavel	Czech Republic	A		2	12	7.760	4.910	17	4 - 8
40	Carlos Labrador	Spain	A		2	12	5.730	5.040	12	4 - 8
41	Rumen Dzhavelkov	Bulgaria	A		2	13	20.616	20.610	17	2 - 11
42	Marek Gabona	Slovakia	B		2	13	8.610	7.320	8	10 - 3
43	Dimitar Petrov	Bulgaria	A		2	13	8.180	6.620	18	9 - 4
44	Oleksii Puhach	Ukraine	B		2	14	14.070	13.420	12	12 - 2
45	David Patek	Czech Republic	B		2	14	14.040	11.090	8	3 - 11
46	Nico Kremer	Germany	A		2	14	13.760	9.390	20	6 - 8
47	Bence Szabó	Hungary	A		2	14	13.030	9.030	18	11 - 3
48	Marco Dittrich	Germany	B		2	14	12.220	6.770	22	9 - 5
49	Paulius Ieška	Lithuania	A		2	14	8.320	7.210	15	11 - 3
50	Jose Rego	Portugal	A		2	15	17.250	10.360	15	11 - 4
51	Vitalii Kovalov	Ukraine	B		2	15	12.870	9.830	11	10 - 5
52	Alex Dockerty	England	A		2	15	11.680	7.450	19	5 - 10
53	Gheorghe Geza Bolgar	Romania	B		2	15	8.700	7.370	22	13 - 2
54	Marcel Minar	Czech Republic	B		2	15	8.430	6.160	24	11 - 4
55	Martin Nagy	Hungary	A		2	15	7.120	4.220	14	8 - 7
56	Alex Heuser	Germany	B		2	15	3.400	2.850	10	6 - 9
57	Stefano Ferracci	Italy	A		2	15,5	14.391	14.390	6	5 - 10,5

Owned FIPSeD	Time 16:45:54	President of Jury 
--------------	------------------	-----------------------

Ranking	Angler	Nation	Team		Legs played	Penalties (Total)	Weight (Total kg)	Weight (Best)	Pegs Sum	Penalties (1st leg-2nd leg)
58	Thomas Kirchgäßner	Germany	B		2	15,5	4.400	4.300	18	5 - 10,5
59	János Novák	Hungary	A		2	16	20.250	18.650	8	3 - 13
60	Mykola Solodovnyk	Ukraine	B		2	16	8.760	7.420	22	6 - 10
61	Ignas Briedaitis	Lithuania	B		2	16	5.390	4.810	19	6 - 10
62	Gábor Törjék	Slovakia	A		2	17	9.900	6.510	5	7 - 10
63	Mateusz Kujawski	Poland	B		2	17	8.860	8.860	11	4 - 13
64	Simone Vignati	Italy	A		2	17	8.122	8.120	17	5 - 12
65	José Augusto	Portugal	B		2	17	6.600	4.140	13	5 - 12
66	Franz Artmüller	Austria	A		2	17	5.470	4.340	14	12 - 5
67	Michal Frič	Czech Republic	A		2	17	5.030	3.180	17	8 - 9
68	Tomaš Fyrbach	Czech Republic	A		2	17,5	10.080	10.080	11	5 - 12,5
69	José Vicente Sanchis Verde	Spain	A		2	18	3.850	2.570	15	7 - 11
70	Jose Herrero	Spain	B		2	18	3.741	3.740	5	6 - 12
71	Nick Speed	England	A		2	18	3.581	3.580	12	13 - 5
72	Martin Kuba	Czech Republic	A		2	19	9.150	4.620	11	10 - 9
73	Norbert Bodzsar	Hungary	A		2	19	5.950	3.050	19	12 - 7
74	Altino Loureiro	Portugal	B		2	19	3.780	3.720	11	12 - 7
75	Pavel Hanus	Czech Republic	B		2	19	3.280	1.920	13	11 - 8
76	Vitalii Kvas	Ukraine	B		2	20	8.068	8.060	10	9 - 11
77	Jordi Miñana	Spain	A		2	20	7.661	7.660	20	8 - 12
78	Bartłomiej Kacprzak	Poland	B		2	20	5.440	3.000	15	9 - 11

Owned FIPSeD	Time 16:45:55	President of Jury 
--------------	------------------	-----------------------

Ranking	Angler	Nation	Team		Legs played	Penalties (Total)	Weight (Total kg)	Weight (Best)	Pegs Sum	Penalties (1st leg-2nd leg)
79	Luis Martins	Portugal	B		2	20	4.710	2.850	7	12 - 8
80	Dumitru Claudiu Droj	Romania	B		2	20	3.340	3.340	21	7 - 13
81	Juan Ruiz	Spain	B		2	20	1.720	1.720	5	7 - 13
82	Yevhenii Koniushevskiyi	Ukraine	A		2	20,5	1.490	1.390	16	10 - 10,5
83	Stefan Hemmert	Austria	A		2	21	7.300	3.890	7	12 - 9
84	Mihai Mariasiu	Romania	B		2	21	2.240	1.610	18	13 - 8
85	Kevin Vanderhofstat	Belgium	A		2	21,5	6.230	6.230	9	9 - 12,5
86	Ivan Rovensky	Slovakia	B		2	22	5.370	4.090	9	10 - 12
87	Pavel Bleho	Czech Republic	B		2	22	1.400	1.310	14	10 - 12
88	Eik Weis	Germany	B		2	23	973	970	11	13 - 10
89	Vladislav Yotov	Bulgaria	A		2	24	4.301	4.300	13	11 - 13
90	Yonko Yotov	Bulgaria	A		2	25	3.280	3.190	12	13 - 12
91	Peter Schneider	Austria	A		2	26	1.153	1.150	11	13 - 13
92	Diego Vandenberghe	Belgium	A		1	1	16.500	16.500	11	X - 1
93	Johannes Scheepers	South Africa	A		1	1	12.030	12.030	8	X - 1
94	Valentino Fratangeli	Italy	A		1	2	11.050	11.050	2	X - 2
95	Higinio Roldàn	Spain	B		1	7	2.970	2.970	3	X - 7
96	Michele Grilli	Italy	A		1	8	1.960	1.960	10	8 - X
97	Andre Bezuidenhout	South Africa	A		1	8	1.530	1.530	5	8 - X
98	Cristian Orea	Spain	B		1	9	3.050	3.050	10	9 - X
99	Mindaugas Ieška	Lithuania	A		1	9	1.880	1.880	7	X - 9






Owned FIPsed



Time  
16:45:56

President of Jury

*[Signature]*

Ranking	Angler	Nation	Team		Legs played	Penalties (Total)	Weight (Total kg)	Weight (Best)	Pegs Sum	Penalties (1st leg-2nd leg)
100	Adam Krasnicki	Poland	A		1	9	360	360	3	X - 9
101	Michal Jalowiecki	Poland	A		1	10	2.790	2.790	10	10 - X
102	Heinz Drescher	Germany	A		1	10	160	160	5	X - 10
103	Tomasz Kupren	Poland	B		1	10,5	1	1	5	X - 10,5
104	Marvin Schubert	Germany	A		1	11	2.780	2.780	6	11 - X
105	Kristof Dierichx	Belgium	A		1	11	1.190	1.190	3	11 - X
106	Antonio Cobos	Spain	A		1	11	60	60	9	X - 11
107	Pawel Kacprzak	Poland	B		1	12	510	510	3	12 - X
108	Mihai Trofin	Spain	A		1	13	0	0	6	13 - X
109	Vilmantas Šatas	Lithuania	A		1	13	0	0	5	13 - X

Owned FIPsed



Time  
16:45:56

President of Jury

*[Signature]*